

The Buzz

The official publication of The Dairyland Tin Lizzies
March – April 2009
Volume 7 Number 5




Eric and Ethan Rodell have some work to do on their Model T to get it ready for the upcoming touring season. Do you have your car ready for touring this season?



Chapter of the MTFCA





President's Message

By: Kevin Brusio

One of these days, it will warm up, stop snowing for more than 3 days in a row, and the touring season will be in full swing. Let's hope our club is once again blessed with the warm and dry weather we have had the last few years. There's a couple great tours already in the works for our club this summer, but we still need some more ideas. As we enter our 9th year as a chapter, we can certainly re-run a few of the tours we had the first couple years. Think about which ones were your favorites, and bring some ideas to the meeting on April 19th. Don't forget, we will be collecting annual dues, and electing officers at this meeting.

Tin Lizzie University was surprisingly well attended considering the horrible weather and driving conditions that day. Thank you to those that braved the elements to make the day a success, especially Joe Vrana Jr. for letting us use his shop again.

As long as there's still a little time before the season begins, do yourself a big favor and perform a thorough safety check on your T this spring. If you need one of the safety checklists that we have published several times in The Buzz, just let me know, I am sure I can round one up for you. Make sure you take the time to look over your car from top to bottom and end to end before you go out for that first trip this year, aside from the normal safety items, you never know what you might find loose, broken, or just plain missing in action. Check and adjust your bands, check your parking brakes, and check for loose spokes. Now is also a good time to clean and adjust your timer, and inspect the wire harness from the timer to the coils.

A final note, as I am not able to continue as your president, I just wanted to say thank you to the membership for allowing me to serve for the last two years. I'd especially like to thank those who have taken the time to plan and execute an event or tour. These things don't just come together in a couple minutes, and as a club we owe those folks a great deal of gratitude.

Thanks again-
Kevin Brusio

Dairyland Tin Lizzies

Spring Meeting
And
Election of Officers

Sunday April 19, 2009

2:00 PM

The meeting will be held at the Zion Lutheran Church in the fellowship hall. Zion Lutheran Church is at 6438 Hwy D, Allenton, WI The Church is located about ¼ mile east of U.S. Hwy 41 and 3 miles north of Hwy 33. There is a freeway exit from Hwy 41 onto Hwy D; there is also an exit onto Hwy D from Hwy 45.

After the meeting, we will head to Jug's Hitching Post about 2 miles east in downtown Kohlsville for a casual dinner. Hope to see everyone there.

Classified Adds

1926 T professionally built engine and trans, wired, ready to install, \$4,600.00 OBO

SPEEDSTER BODY, pro built, 18 gage metal, painted, seats 2 adults, \$4,700.00 OBO

PICK UP BED -1927-31, all new wood bed and runners, 2 new glass fenders, year old paint, ready to install. \$850.00 OBO.

Please contact Roger Sutfin at: greatyear1957@hotmail.com or call 1-630-605-2153

Meeting Agenda

Dairyland Tin Lizzies


Spring Business Meeting – April 19, 2009

Call to order at **2:00 PM**

1. Roll call – Welcome new members and guests.
2. Secretary's Report – Approve minutes from last meeting (11/09/08).
3. Treasurer's Report – Adam Doleshal.
4. Webmaster's Report – Carol Gumbinger.
5. Membership Director's update – Carol Gumbinger.
6. Newsletter Editor's Report – Dan Schultz.
7. Old Business:
 - Past Event Reports:
 - Tin Lizzie University
 - Swap meet reports
8. New Business:
 - Future Dairyland Tin Lizzies Events:
 - Summer 2009 Events:
 - Door County overnight tour- Dan & Phyllis Schultz, DeWayne Fritz and Diane Scheid
 - Flivver Fest / Carousel Tour
 - Model T Day- Hartford, Jim Rodell Jr.
 - EAA AirVenture- (Possible), Kevin Bruso
 - Open discussion Forum- Any other new business or old business.
9. Election of Officers.
10. Adjournment.

2009 Tin Lizzie University

On February 21st, we had our annual winter workshop, and once again, Mother Nature provided a great Saturday afternoon to stay inside where it was warm and talk about Model T's. Topics of discussion this year were presented by Greg Zangl, who showed us how to charge the magnets on a flywheel using the magneto field coil as the charger, Jim Rodell Sr., who discussed how to rebuild the electrical terminal block with brass inserts, and Kevin Brusco led a group discussion about adjusting the third brush in a generator, and other common generator issues. Jim Rodell Jr. brought an assortment of home baked pies to make sure nobody went home hungry.



A big thank you to Jim Rodell Jr. for the awesome pies, and as always, a big thanks to Joe Vrana Jr. for the use of his shop space for our event. If you want to have this event again next year, please think of some topics for presentations, and consider sharing the techniques that you have used to accomplish something on your Model T. Maybe you have found a way to perform one of the many tasks required, without using one of the many special tools that just aren't in everyone's budget. Those are the things we need to share with each other and within the hobby.




MEMORIAL DAY WEEKEND OVERNIGHT TOUR

Join us for an overnight tour to "*one of the top 10 vacation destinations in North America*"; this 2009 edition of the 1st annual overnight tour that started back in 2004 will once again head to Door County. Your tour hosts Dan & Phyllis Schultz, DeWayne Fritz and Diane Scheid have a fun filled weekend planned for all attendees.

The tour will start just north of Sheboygan and follow along the scenic lakeshore of Lake Michigan north to Sturgeon bay. There is a new bridge across the shipping canal to the Door Peninsula, once across the canal we will continue to our home base hotel for the weekend, which is located in the tiny community of Valmy on "The Quiet Side" of the peninsula. The Runaway Lodge has standard motel rooms and kitchenettes at reasonable rates for our group. The phone number for the hotel is 920-746-4046 for reservations. They also have a website and that address is www.runawaylodgeatvalmy.com.

There will be plenty of room for trailer parking at the starting point, there is also nearby lodging for those people that would be traveling up on Friday. The tour will leave the Kohler Generator parking lot around 9:30 Saturday morning. We would like to have a head count on who will be attending so we can get together some goody bags for everyone. This was a great tour in 2004; we had sunshine, cold, rain, and a lot of fun; we promise the same in 2009 only better.

May 23, 24, 25th
Saturday, Sunday, Monday



Model T Safety Inspection Form

As a participant on the _____ Tour, hosted by The Dairyland Tin Lizzies Chapter of the Model T Ford Club of America, you are required to inspect your car prior to being admitted to the tour. Please check each of the following with a "Y" for yes, "N" for no, or an "NA" for not applicable. Please mail before the tour.

There will be a courtesy inspection for those who would like to have their car "reviewed". Members of the host chapter may spot check cars for possible safety concerns. However, the ultimate responsibility of the car's safety and mechanical condition rests with the owner/participant.

Steering:

- _____ Steering wheel has minimal (less than 2") to no play.
Acceptable wear and minimal to no play in:
- _____ Radius rod (wishbone) to crankcase
- _____ Ball arm (pitman arm) to steering gear connecting rod (drag link)
- _____ Steering gear connecting rod (tie rod) to yoke ball
- _____ Spindle bolts (king pins)
- _____ Spindle connecting rod bolts
- _____ *Cotter keys (or lock washers, if holes aren't drilled) installed in the following:*
- _____ Radius rod (wish bone) to front axle [2 required]
- _____ Steering gear bracket to frame [3 required]
- _____ Ball arm (pitman arm) to steering post [1 required]
- _____ Steering gear connecting rod (tie rod) to yoke ball [2 required]
- _____ Steering gear connecting rod (tie rod) to steering gear ball [2 required]
- _____ Spindle connecting rod to spindles [2 (1 per spindle)]
- _____ Spindle bolts (king pins)[2 (1 per spindle)]
- _____ Spindle arms [2 (1 per spindle)]
- _____ Front spring hangers (shackles) [4 (2 per side)]
- _____ Front spring to frame [2 or 4 required depending on year]
- _____ Yoke ball [1 required]

- _____ Safety wire crankcase studs holding radius rod ball cap
- _____ Grease in steering gear case and steering gear bracket (also check gears/post for wear)
- _____ Check for play in steering gear case to steering column (check rivets/taper pins)

Brakes (including emergency brake):

- _____ Brake pedal (and reverse pedal) bottom out before reaching floorboards
- _____ Both rear wheels lock-up under hard braking
- _____ Hand brake sets securely before limit of its travel (check pawl and spring), and rear wheels lock
- _____ *Cotter keys (or lock washers, if holes aren't drilled) installed in the following:*
- _____ Control shaft assembly to frame [4 required]
- _____ Brake shoe bolt [2 (1per side)]
- _____ Brake rods [4 (1 per end)]

Note: The hand brake must be able to hold the car with the engine running and should be able to hold the car on a moderate slope. Auxiliary brakes are highly recommended for stock cars, and *should* be installed on cars with auxiliary transmissions.

Model T Safety Inspection Form (continued)

Engine/Power Train:

- Oil leaks – within acceptable limitations
- Gasoline leaks – none (in-line shutoff valve recommended)
- Cotter pins installed on:*
- Carburetor rod [2 (1 per end)] Fan bolt (on earlier cars)
- Choke/carburetor adjustment rod [1 at carburetor] Commutator rod [2 (1 per end)]
- Crankcase arm to frame [4 (2 per side)]
- Low speed connector [2 top bolts] bottom two cap screws safety wired together

Wheels:

- Spokes (and felloes on earlier cars) are tight and in good condition
- Front wheel bearings – no play, good condition and greased
- All wheels are tight and axle/spindle nuts cotter keyed
- Lug nuts tight on demountable rims
- Inspect tires for wear, weather cracks, rim cuts, etc.

Rear Axle:

- Rear wheel nuts tight and secure with cotter pins (use long wrench)
- Cotter keys (or lock washers, if holes aren't drilled) installed in the following:*
- Rear spring to frame [4 required]
- Rear spring hangers (shackles) [4 (2 per side)]
- Rear spring perches to wheel flanges (backing plates) [2 (1 per side)]
- No oil leaks at outer seals
- Check differential gearcase oil level

General:

- Lights functional Rear view mirrors
- Fire extinguisher Safety glass (strongly recommended)
- Registration and insurance papers First aid kit
- Brake light (may not be original equipment, but recommended)

Vehicle Data:

Year _____ Body Style _____ Identification# _____ License plate# _____

Insurance Information:

Company _____ Exp Date _____ Policy# _____

Waiver/Certification:

In consideration of my being permitted to enter my vehicle on the subject tour and all of the related activities sponsored by the host chapter and the Model T Ford Club of America, I hereby certify that:

- I inspected my vehicle as noted herein and believe it to be roadworthy.
- The vehicle is properly titled and registered, as required by the state of my residence.
- I certify that I have insurance coverage on the entered vehicle that covers my liability and physical damage as required in my state of residence.
- I release and hold harmless the subject tour host chapter officers, directors and members and the Model T Ford Club of America officers, directors and members from any liability of any kind whatsoever as a result of any personal injury or property damage sustained by the undersigned.

OWNER/ENTRANT _____ DATE: _____

Received by: _____ DATE: _____

